

# PARENTS' SYMPOSIUM

ENGLISH LANGUAGE FOR

P1 & P2

7 APRIL 2018



# AIMS OF TODAY'S SESSION

- + Sharing the scoring criteria for oral
- + Navigating the Moo-o software





## P2 SA2 EXAMINATION FORMAT (ALLOCATION OF MARKS)

English Paper 1 (Composition)	12 marks
English Paper 2 (Language Use & Comprehension)	40 marks
English Paper 3 (Listening Comprehension)	12 marks
English Paper 4 (Oral)	16 marks





# FORMAT OF THE ORAL EXAMINATION

Reading aloud – 6 marks

Picture Conversation – 10 marks



## READING ALOUD MARK SCHEME

- + Clear and consistently good pronunciation
- + Fluent, expressive reading, varying tone, pace and volume
- + Appropriate stress and intonation to convey meaning according to purpose, audience and context





# Moo-O SOFTWARE

To help our students read expressively  
and make their stories come alive in a  
fun and engaging manner



## GETTING STARTED

Download software

+ <https://plus.moo-o.com/>

Login

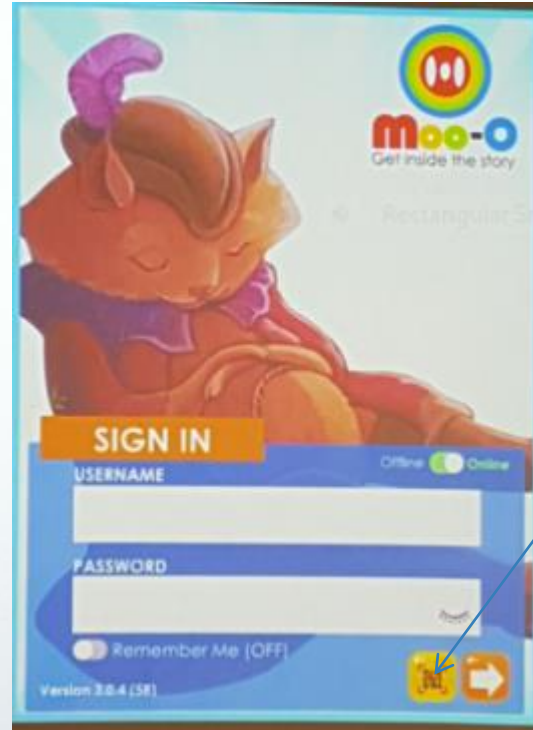
+ Username: kcs+last 5 digits of BC number and letter

+ Password: kcps5608

+ QR Code



# Getting Started



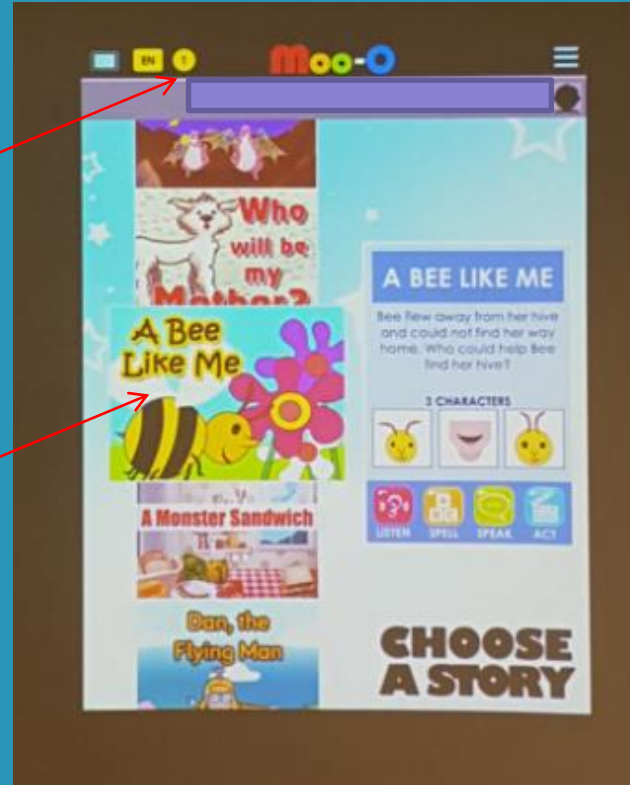
QR Code

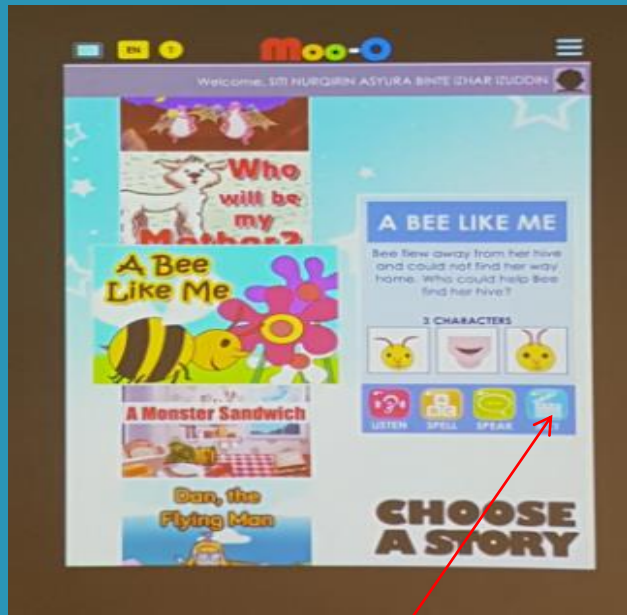





**Click on the number  
to select the reading  
level.**

**Click on the story to  
select your  
preferred story.**






Click on 'act' to choose your role.



Choose your roles and click on 'ready to act'.



Click on 'record' to start recording your lines.



Click on 'play' to listen to your reading.

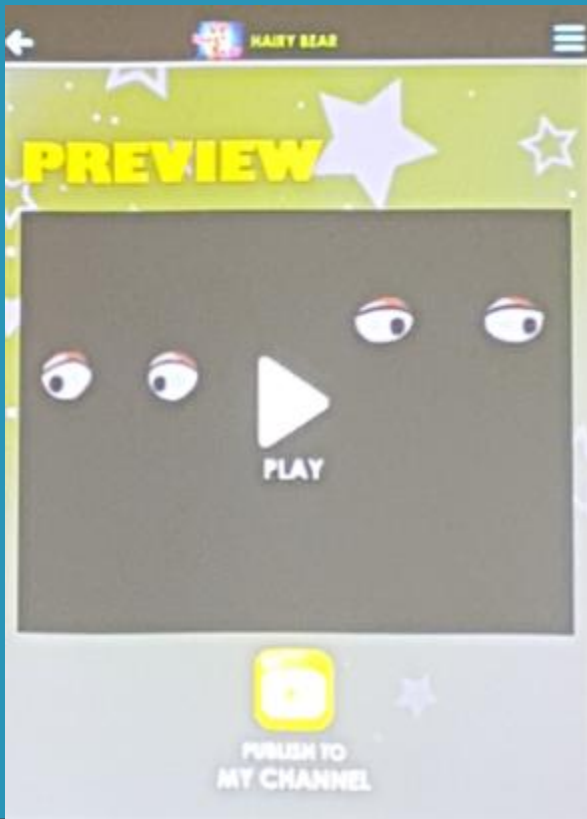


Click on the page number and 'record' again if you wish to re-record your lines.



Click on 'preview' to listen to your story.






Click on 'play' to watch the story.



If there are no changes, click on 'publish to my channel' to save your work.





# THANK YOU

## Question & Answer

