



KHENG CHENG SCHOOL
擎青學校

KINDNESS IN HEART • COURAGE TO STAND • SINCERITY OF MIGHT • DILIGENCE OF HAND

PRIMARY 1

INFORMATION BOOKLET

FOR COHORT 2026





TABLE OF CONTENTS

backK to sChool Session	Page 1 – 5
GENERAL SCHOOL INFORMATION	Page 6
ARRIVAL & DISMISSAL PROCEDURES	Page 7 – 8
COMMUNICATION WITH TEACHERS	Page 9
ADAPTING TO A NEW ENVIRONMENT	Page 10 – 11
USEFUL LINKS FOR PARENTS	Page 12 – 13

back to sChool Session

The transition to primary school is a significant milestone for every child and is often marked with great excitement for both the child and family. The school has set aside 2 to 8 January 2026 as the back to sChool Session for the P1 students to settle in.

The key objectives of the back to sChool Session are to help our students adapt to the new environment and foster new relationships with their teachers and peers. Activities will include:

- ✓ Ice-breaker
- ✓ Route familiarisation
- ✓ School and classroom routines and expectations
- ✓ Self-management and social skills
- ✓ Recess Buddy Programme

Class Allocation

From 2 to 8 January, our students will be in 8 groups namely Kindness, Courage, Sincerity, Diligence, Respect, Resilience, Integrity and Care. This will allow the school to get to know our students and through observations, we will be placing them in the appropriate classes on 9 January (end of Week 1) in order for them to receive timely and appropriate support to achieve their potential.

As such, your child's/ward's class allocation will be confirmed by 8 January, and you will be notified of the confirmed class via Parents Gateway.

Reporting for Day 1 (2 January 2026)

All students will report by 8.00 a.m. on Friday, 2 January.

2 parents/guardians are allowed to accompany your child/ward into the school to help him/her better adjust to the new environment and routines. The programme for Day 1 is shown below:

Students	: 8.00 a.m. – 12.00 noon
Accompanying parents/guardians	: 8.00 a.m. – 10.30 a.m.
Parents/Guardians will attend the Parents' Engagement Session while the students are engaged in the back to sChool Session activities.	
Parents/Guardians may return at 12.00 noon to pick up your child/ward from the respective dismissal points.	

From 5 to 9 January, the school staff and student leaders will be stationed at all school gates and drop-off points to receive and usher the students to their classrooms. Subsequently, students are expected to make their way to the school hall* or classrooms independently.

** The school hall will undergo renovation in Term 1. Students are to report directly to their classrooms each day until further notice.*

Recess Buddy Programme (5 January to 7 January 2026)

To ease students' transition into primary school life, P1 students are assigned P4 students as their Recess Buddies who will orientate and guide them in purchasing food during recess.

We encourage all students to bring sufficient pocket money (about \$2 - \$2.50) ¹ to learn how to purchase food from the canteen stalls. Students may bring their personal lunchboxes if they do not wish to purchase any food.

Please alert the school of your child's/ward's food allergy, if any, and also ensure that your child/ward is aware of which food he/she can consume e.g. halal food. It is best that your child/ward alerts his/her teachers attached to the group and Recess Buddy of any dietary restrictions or requirements.

It is important to help your child/ward cultivate good financial habits from the start. As such, we recommend the following:

- ✓ Allowance should be fixed and given on a daily basis.
- ✓ Track your child's/ward's spending. Have conversations with him/her about how he/she spends his/her pocket money.
- ✓ Teach your child/ward to differentiate between **needs** and **wants**. Monitor what your child/ward brings home each day as he/she may visit the school bookshop frequently and purchase unnecessary items.
- ✓ Teach your child/ward to approach his/her Form Teachers or Subject Teachers if he/she forgets to bring pocket money to school. He/she may also approach the staff in the General Office for help. Remind your child/ward that there should be no borrowing or lending of money among friends.

Snack Break

A 10-minute snack break is provided for all students at 11.50 a.m. from Monday to Thursday. This is to ensure that students do not go hungry before lunch time. It also helps to re-energise them so that they can continue to focus on their learning. Do pack healthy, dry snacks for your child/ward (e.g. sandwiches, cereal, fruit, etc.). Sweet packet drinks are not to be consumed in the classroom.

¹ You may refer to the school's website for the canteen food pricing: <https://www.khengcheng.moe.edu.sg/canteen>

Packing the School Bag

A class timetable will be issued to the students at the end of Week 1.

Students should develop the habit of packing their bags to be well-prepared for school each day. Parents are encouraged to guide your child/ward in packing their school bags to foster a sense of ownership and responsibility. We do not encourage parents to drop-off textbooks, assignments, water bottles and pocket money for your child/ward at the General Office.

Do ensure that your child's/ward's name is labelled clearly on his/her belongings for ease of identification.

Items to be brought daily starting from 2 January

No.	Item	Remarks
1	Water bottle	Students are encouraged to drink plenty of water to stay hydrated throughout the day.
2	Healthy snack for snack break	Snack break is at 11.50 a.m. from Monday to Thursday. Pack healthy, dry snacks.
3	Pencil case and coloured pencils	Lightweight pencil case <u>Suggested stationery:</u> <ul style="list-style-type: none">- 3 sharpened 2B pencils[^]- Eraser- 15cm ruler with clear markings- Glue stick- Rounded-tip scissors- Stapler & staples
4	Homework file	For forms, worksheets, etc.
5	Student Handbook	Students are to use it to record homework & tasks.
6	Story book	

[^] Mechanical pencils may be more convenient but as children at this stage are developing their psycho-motor skills, the sharp point of the mechanical pencil may tear pages when they write. As such, the use of mechanical pencils is not encouraged.

Collection of books

To help manage the load of the school bag, teachers will be collecting the items listed below over a few days. It will be helpful to go through these items with your child/ward so that he/she is aware of the items in his/her bag.

Do ensure that your child's/ward's full name and class are written on every item for ease of identification.

Monday, 5 January

Form Teacher Guidance Period (FTGP)	Character and Citizenship Education (Form Teacher Guidance Period) Primary 1
Values Education	KCS Values Education File with School Logo (Blue)
Physical Education	My Physical Education Journal P1
Social Studies	Social Studies Primary 1 Activity Book

Tuesday, 6 January

Mathematics	Primary Mathematics Practice Book 1A
	KCS Ring File With School Logo For Maths (Purple)
Music	A4 20 Pocket Clear Holder - Black
Art	Art Teacher will provide the details separately

Wednesday, 7 January

English Language	STELLAR Handwriting 1
	English Listening Comprehension & Oral P1
	KCS A5 Broad Line Exercise Book
	KCS Ring File with School Logo (Pink)
	8806 Subject File (Pink)

Thursday, 8 January

Chinese Language	Chinese Language for Pri School (欢乐伙伴 2.0) Activity Book P1A
	Chinese Language for Pri School (欢乐伙伴 2.0) Writing Exercise Book 1A
	Character and Citizenship Education P1 (Chinese)
	KCS A5 Big Square Exercise Book
	KCS Ring File with School Logo (Blue)
Malay Language	Malay Language for Pri School (Cita) Activity Book P1A
	Character and Citizenship Education P1 (Malay)
	P1/2 Saya Boleh Membaca Dan Menulis (2Ed)
	KCS Jotter Book (1/2 Plain 1/2 Line)
	KCS Jotter Book (Broad Line)
Tamil Language	KCS Ring File with School Logo (Blue)
	Tamil Language for Pri School (Inbathamizh) Activity Book P1A
	Tamil Language for Pri School (Inbathamizh) Penmanship P1A
	Character and Citizenship Education P1 (Tamil)
	KCS Jotter Book (1/2 Plain 1/2 Line)
	KCS A5 Broad Line Exercise Book
	KCS Ring File with School Logo (Blue)

Friday, 9 January

Chinese Language	Chinese Language Supplementary Readers & Reading Passport Bundle for Pri School P1A (Book 1 to 14)
Malay Language	Malay Language for Pri School (Cita) Small Reader & Reading Passport Bundle P1A (Book 1 to 4)
Tamil Language	Tamil Language for Pri School (Inbathamizh) Student Reader & Reading Passport Bundle P1A (Book 1 to 3)

GENERAL SCHOOL INFORMATION

The school functions as a single-session school.

The following is the daily school schedule for all P1 students.

	Timing	Venue	Remarks
School Hours	Monday – Thursday: 7.30 a.m. – 1.30 p.m. Friday: 7.30 a.m. – 12.30 p.m.	Respective classrooms	All students are to report to the respective venues by 7.25 a.m. daily: School Hall: Monday and Friday* Classroom: Tuesday, Wednesday and Thursday Flag raising ceremony is conducted at 7.30 a.m. and lessons will begin thereafter.
Recess	9.30 a.m. – 10.00 a.m.	School Canteen	P1 students will be given extended recess time from 5 to 8 January.
Snack Break	11.50 a.m. – 12.00 noon	Respective classrooms	Students are encouraged to bring a healthy, dry snacks or purchase food from the canteen during recess. No snack break on Fridays.
Dismissal	Monday – Thursday: 1.30 p.m. Friday: 12.30 p.m.	<ul style="list-style-type: none">• Respective Gates• Bus Reporting Area (Outside General Office)• Big Heart Student Care Centre• Indoor Basketball Court (IBC) for students going to external Student Care Centres	Note: P1 students will be ushered to the respective gates/dismissal points at 1.15 p.m. from 5 to 8 January . Students taking the school bus home or going to external Student Care Centre will assemble and wait till 1.30 p.m. (on Monday to Thursday) for dismissal of the other levels. Establish a routine and familiarise your child/ward with your preferred pick-up point.

** The school hall will undergo renovation in Term 1. Students are to report directly to their classrooms each day until further notice.*

ARRIVAL & DISMISSAL PROCEDURES

School Gates Opening Hours

Front Gate (Gate J) Opening Hours

Monday – Friday	6.45 a.m. – 7.00 p.m.
-----------------	-----------------------



Front Gate (Gate T) Opening Hours

Arrival	Monday – Friday	6.45 a.m. – 7.30 a.m.*
Dismissal	Monday – Thursday	1.15 p.m. – 2.00 p.m.
	Friday	12.25 p.m. – 1.00 p.m. 3.00 p.m. – 3.30 p.m.



* Students arriving after 7.30 a.m. are to enter the school via Gate J only.

Back Gate Opening Hours

Arrival	Monday – Friday	6.45 a.m. – 7.30 a.m.
Dismissal	Monday – Thursday	1.15 p.m. – 2.00 p.m.
	Friday	12.25 p.m. – 1.00 p.m. 3.00 p.m. – 3.30 p.m.

After dismissal, students can continue to exit via the one-way turnstile till 6.30 p.m. from Monday to Thursday. On Fridays with CCA sessions, exit is allowed between 12.30 p.m. to 1 p.m., as well as from 3 p.m. to 6.30 p.m. When there are no CCA sessions on Fridays, students can exit until 6.30 p.m.

Entry to School in the Morning



If you are driving into the school compound, please note that you will only be allowed to drop your child/ward off at Drop-off Area 1 or 2, as indicated in the photo above. For the safety of all our students, do follow the directions given by the traffic wardens.

All parents/guardians are reminded to remain in your vehicle and prepare your child/ward to have his/her school bag ready with him/her so that he/she is able to alight from the vehicle safely. This will help reduce the time taken for your child/ward to alight and hence reduce the traffic congestion we experience in the morning especially during the peak period from 7.10 a.m. to 7.30 a.m.

For the safety and well-being of our students and staff, all drivers are to be patient and vigilant at all times.

Note: Vehicles are not allowed to park in school on Day 1 (Friday, 2 January). Vehicles are allowed into the school for drop-off only. Parking can be found in the carparks around the school, and parents/guardians can walk into school with your child/ward.

At Dismissal

For the safety of students on foot and to facilitate the movement of school buses, parents/guardians will not be allowed to drive into the school during school dismissal. Parents/guardians are advised to park at the car parks nearby and wait at the respective gates. Please abide to the traffic rules and the directions of the traffic wardens.

Ensure that your child/ward has emergency contact numbers written in a place that is easily accessible, for safety reasons.

COMMUNICATION WITH TEACHERS

It is important to have an open and effective communication between you and the school. This will allow teachers to work more closely with you so that we can better support your child/ward in his/her learning.

These are the communication platforms used in our school:

- Monthly Memo from Principal
- Student Handbook
- Tele-conversations
- Email Correspondence




Email addresses of form teachers and subject teachers will be shared via an introduction letter from form teachers when classes are confirmed.






If you need to contact the teachers, please do so during school operating hours. Please note that our teachers may not be responding to queries after working hours or on weekends.

For urgent matters, you may wish to contact the General Office at 6255 2502.






ADAPTING TO A NEW ENVIRONMENT







A smooth transition is made when your child/ward feels safe and comfortable in his/her new environment and is able to manage the daily challenges of school life. Our teachers will be introducing 8 Self-Management Skills (SMS) to our students to help them cope in the new environment. Parents/Guardians are encouraged to reinforce these with your child/ward by creating opportunities for him/her to practise or display the learnt skills at home or in other social settings. These skills will help your child/ward achieve positive social, emotional, and academic outcomes in school.

SMS	Video Resources
SMS 1: Knowing the Class Rules <ol style="list-style-type: none">1. Listen carefully to the classroom rules.2. Ask questions about anything you do not understand.3. Understand that everyone in the classroom must follow the same rules.4. Understand that there may be consequences for not following the rules.5. Repeat the rules to the person (or yourself).6. Follow the rules.	 https://go.gov.sg/knowclassrules
SMS 2: Appropriate Voice level <ol style="list-style-type: none">1. Look around you.2. Listen to the level of voices around you.3. Adjust your voice level and tone to fit the situation.	 https://go.gov.sg/appropriatevoicelevel
SMS 3: Introducing Myself <ol style="list-style-type: none">1. Walk up to the person.2. Identify if the person is an adult or peer and decide on an appropriate tone.3. Look at the speaker.4. Introduce yourself using a friendly and polite tone.5. Wait for the person to tell you his/her name. Ask them for it if they do not tell you.	 https://go.gov.sg/introyourself

<p>SMS 4: Listening</p> <ol style="list-style-type: none"> 1. Look at the person who is talking. 2. Listen and remain quiet until the speaker is finished. 3. Think about what is being said. 4. Ask a question or share your views if you have any. 	 <p>https://go.gov.sg/wholebodylisten</p>
<p>SMS 5: Staying Focus</p> <ol style="list-style-type: none"> 1. Look at your work. 2. Quietly count to five to calm down. 3. Say, "I'll focus all my attention on my work." 4. Continue to work. 5. Say, "Good job! I paid attention!" 	 <p>https://go.gov.sg/stayfocus</p>
<p>SMS 6: Following Instructions</p> <ol style="list-style-type: none"> 1. Look at the person speaking. 2. Listen carefully to the instructions. 3. Ask questions if you do not understand. 4. Carry out the instructions right away. 	 <p>https://go.gov.sg/followinstructions</p>
<p>SMS 7: Table Readiness (Organizing my table)</p> <ol style="list-style-type: none"> 1. Think about what you need. 2. Put away things that you do not need. 3. Keep similar things together. 4. Use a file to organise your papers. 	
<p>SMS 8: Packing My School Bag</p> <ol style="list-style-type: none"> 1. Check your timetable for the next day's lessons. 2. Ask yourself, "What materials do I need for this class?" 3. Gather the materials together. 4. Check to see if you have everything. 5. Pack them into your bag. 	 <p>https://go.gov.sg/packschbag</p>

USEFUL LINKS FOR PARENTS

Websites & Descriptions	Web Links
<p>Parent-Child Activity Book https://www.moe.gov.sg/parentkit?pt=Parent-Child%20Relationship The Parent-Child Activity Book (PCAB) is specially designed to help your child transit from preschool to P1 with the aid of fun and meaningful parent-child activities. The book is made up of 10 chapters to support parents in helping your child adjust to their new environment.</p>	
<p>Parenting for Wellness Toolbox https://file.go.gov.sg/pfw-toolbox-for-parents.pdf Parenting for Wellness is an initiative to empower parents with key knowledge and skills to build strong parent-child relationships, strengthen their children's mental well-being and resilience, and parent effectively in the digital age.</p> <p>The Toolbox for Parents comprises bite-sized practical tips and strategies for parents, such as ways to create a safe and nurturing home environment, build resilience in children, and stay safe online.</p>	
<p>Resources from HPB Keeping Children Healthy – A Guide for Parents</p> <p>Edition 1: Information of HPB programmes for students in schools, and how parents can continue building healthy habits at home for their child.</p> <ul style="list-style-type: none"> • Types of healthy food sold in school. • How to prepare healthy food at home. • Embark on the “One-Week Eat Healthy” Challenge with your children. <p>Edition 2: What parents can do to support their children through transition to primary or secondary school.</p> <ul style="list-style-type: none"> • What your child can expect in terms of the transition of food served in preschool and primary school. • How to support your child through a major transition like a change of school. • Start a wellness journal with your child. <p>Edition 3: Tips for parents to build healthy routines at home with their child.</p> <ul style="list-style-type: none"> • Easy snack recipes and ideas for snack break in your child’s school and planning ahead. • A guide to selecting healthier options when eating out for a busy parent. • How much sleep your child needs and tips for a good night’s rest. 	  

Kheng Cheng School Website https://khengcheng.moe.edu.sg	
Parent Kit www.moe.gov.sg/parentkit Each Parent Kit issue contains bite-sized actionable tips with supporting resources for parents to help them support their child in their education journey.	
Schoolbag www.schoolbag.edu.sg Through articles and multimedia content, Schoolbag provide parents and general public with information and insights related to education, tips for parent involvement and features on school programmes.	
MOE Instagram www.instagram.com/moesingapore	
Parenting with MOE www.instagram.com/parentingwith.moesg	
MOE Facebook www.facebook.com/moesingapore	
MOE YouTube Channel http://www.youtube.com/moespore	